




Made in Italy
Recommended Combinations

112SA  **1 +**
12" - 450W
stereo electronic X-over
150Hz, 24dB/oct












BX151A  **1 +**
15" - 500 W
stereo electronic X-over
100Hz, 24dB/oct Linkwitz-Riley

SW540  **1 +**
15" - 550 W
stereo electronic X-over
120Hz, 24dB/oct

BX181A  **1 +**
18" - 1000 W
stereo electronic X-over
100Hz, 24dB/oct Linkwitz-Riley

BX152A  **1 +**
2 x 15" - 1200 W
stereo electronic X-over
100Hz, 24dB/oct Linkwitz-Riley

BX182A  **1 +**
2 x 18" - 2300 W
stereo electronic X-over
100Hz, 24dB/oct Linkwitz-Riley

	MT160A  1 x 6"1/2 80W	NM250A  1 x 18" 250W	T10A  1 x 10" 300W	W440A  1 x 12" 400W	T12A  1 x 12" 500W	T15A  1 x 15" 500W	W14As  1 x 12" 600W	W17As  1 x 15" 600W	W22As  2 x 10" 850W	W24As  2 x 12" 1050W	W28As  2 x 15" 1200W
112SA	2	1									
BX151A		2	1	1							
SW540		2	1	1							
BX181A			2	1or2	1	1	1	1			
BX152A							2	1	1		
BX182A							2	2	2	1or2	1

The above suggested combinations of subwoofers + active speaker systems are 'technically correct', but they do not take into consideration all the different possible situations and configurations, nor the individual requirements of power and sound distribution.