

active and passive
loudspeaker systems

415/415A 412/412A

415
3-way, 400 Watts passive

415A
3-way, 400 Watts active,
processor controlled



412
3-way, 400 Watts passive

412A
3-way, 400 Watts
active, processor
controlled



260
2-way, 250 Watts passive

260A
2-way, 250 Watts active,
processor controlled

260/260A

Montarbo



415/415A 412/412A 260/260A

active and passive

ENGLISH

Available both in active (A) and passive versions, models 260, 412 and 415 answer the needs of those requiring great sound performances and versatility in a compact and lightweight speaker system.

Passive and active versions:

- Audio processor with passive cross-over to optimize the linearity of the frequency response and the efficiency of the system.
- High quality components, custom designed on Montarbo specifications:
 - **415 / 415A:** 15" high efficiency woofer, 6" midrange, high frequency horn (90° x 60°) with 1" dynamic driver;
 - **412 / 412A:** 12" high efficiency woofer, 6" midrange, bullet radiator tweeter;
 - **260 / 260A:** 10" high efficiency woofer, high frequency horn (90° x 60°) with 1" dynamic driver.
- Phenyl-glued multiply birch.

Passive versions:

- The connection panels are equipped with Jack and XLR connectors wired in parallel, allowing for easy parallel connection of other systems.
- 8 ohms standard impedance for maximum connection flexibility.

Active versions (A):

- Built-in class AB MosFet power amplifiers:
 - **400 W** continuous (600 W peak) in the **415A** and in the **412A**;
 - **250 W** continuous (400 W peak) in the **260A**.
- Active processors provide direct control of the working performance of the whole system, ensuring a constantly flat frequency response and preventing from potentially harmful overloads.
- The control and connection panels are equipped with XLR male and female balanced connectors (allowing for parallel connection of other active systems) and rotary volume control.

ITALIANO

Offerti in versione attiva (A) ed in versione non amplificata, questi sistemi di altoparlanti rispondono alle necessità del piano-bar, della piccola band o dell'orchestra che richiede versatilità ed elevate prestazioni in una cassa compatta e leggera.

Versioni passive e attive:

- Processore audio con crossover passivo che ottimizza la linearità della risposta in frequenza ed il rendimento del sistema.
- Altoparlanti ad alta efficienza realizzati su specifiche Montarbo:
 - **415 / 415A:** woofer da 15" ad alta efficienza, midrange da 6" e tromba alte frequenze (dispersione 90° x 60°) con driver dinamico da 1";
 - **412 / 412A:** woofer da 12" ad alta efficienza, midrange da 6" e tweeter alte frequenze;
 - **260 / 260A:** woofer da 10" ad alta efficienza, tromba alte frequenze (dispersione 90° x 60°) con driver dinamico da 1".
- Multistrato di betulla ad incollaggio fenolico.

Versioni passive:

- I pannelli connessioni sono dotati di connettori Jack e XLR in parallelo, per facilitare il collegamento di più sistemi.
- Impedenza standard 8 ohm per consentire la massima flessibilità di collegamento.

Versioni attive (A):

- Incorporano amplificatori a MosFet (classe AB) dedicati, controllati da processore:
 - **400 W** continui (600 W di picco) per la **415A** e la **412A**;
 - **250 W** continui (400 W di picco) per la **260A**.
- Processori attivi controllano e ottimizzano i comportamenti di lavoro dei sistemi, garantendo così una risposta in frequenza costantemente lineare e proteggendo il sistema da sovraccarichi.
- I pannelli di controllo e connessione sono dotati di connettori bilanciati XLR maschio e femmina (per facilitare il collegamento in parallelo di più sistemi) e di controllo di volume.

DEUTSCH

Erhältlich sowohl in aktiver (A) als auch in passiver Version, sind diese Lautsprecher-systeme die ideale Lösung für kleine Bands oder Orchester, Pianobars, die kompakte und leichte Boxen suchen, die zugleich vielseitig einsetzbar und leistungsstark sind.

Passive und aktive Versionen:

- Audio-Prozessor mit passiver Weiche, um die Linearität zu optimieren und die Effektivität des Lautsprecher-Systems zu erhöhen.
- Hochqualitätskomponenten, nach Montarbo-Angaben speziell gefertigt:
 - **415 / 415A:** 15" Hochleistungs-Lautsprecher, 6" Midrange, Hochton-Horn (Abstrahlwinkel 90° x 60°) mit Dynamischem 1" Treiber;
 - **412 / 412A:** 12" Hochleistungs-Lautsprecher, 6" Midrange, Tweeter;
 - **260 / 260A:** 10" Hochleistungs-Lautsprecher, Hochton-Horn (Abstrahlwinkel 90° x 60°) mit dynamischem 1" Treiber.
- Mehrfach verleimte Platten aus Birkenholz.

Passive Version:

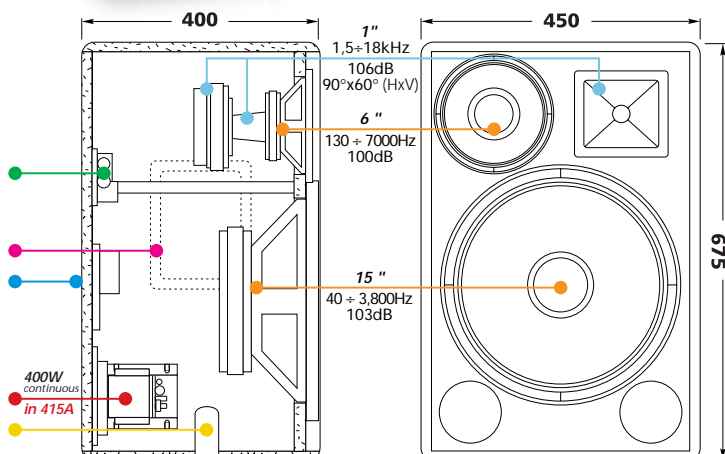
- Die Anschlußfelder sind mit parallel-geschalteten Klinken- und XLR-Verbindern ausgestattet, um den Anschluß mehrerer Systeme zu erleichtern.
- Standard 8 Ω Impedanz für höchste Anschlußflexibilität.

Aktive Version (A):

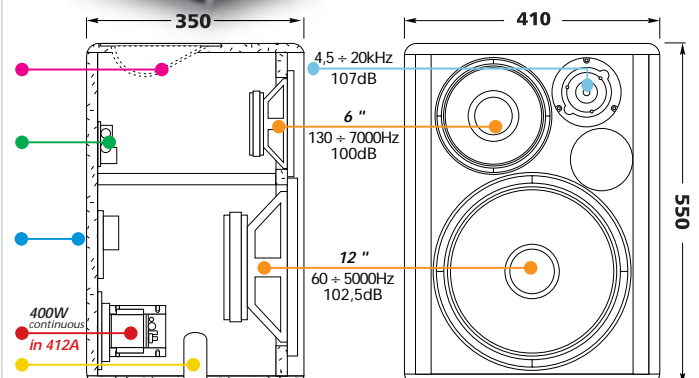
- Eingebaute, dedizierte MosFet Endstufen (Klasse AB):
 - **400 W** Dauerleistung (600 W Spitzenleistung) für **415A** und **412A**;
 - **250 W** Dauerleistung (400 W Spitzenleistung) für die **260A**.
- Aktivprozessoren kontrollieren die Arbeitsvorgänge der gesamten internen Systemen und schützen sie auf diese Weise vor schädlichen Überlastungen.
- Die Anschlußfelder sind mit symmetrischen XLR Stecker- und Buchsenverbindern (um den Parallelanschluß mehrerer Systeme zu erleichtern) sowie mit Lautstärkereglern ausgestattet.



415 / 415A



412 / 412A



active and passive loudspeaker systems

Disponibles en versión activa (A) y en versión pasiva los sistemas de altavoces 260, 412 y 415 son la respuesta a las necesidades de la banda unipersonal o pequeña, o de la orquesta que requiere versatilidad y prestaciones en un sistema de altavoces compacto y ligero.

Versiones pasivas y activas:

- Procesador de audio con cross-over pasivo que optimiza la linealidad de la respuesta en frecuencia y el rendimiento del sistema.
- Componentes realizados según nuestras especificaciones:
 - **415 / 415A:** woofer de 15" de alta eficiencia, midrange de 6", bocina alta frecuencias (dispersion 90° x 60°) con driver dinámico de 1";
 - **412 / 412A:** woofer de 12" de alta eficiencia, midrange de 6", tweeter;
 - **260 / 260A:** woofer de 10" de alta eficiencia, bocina alta frecuencias (dispersion 90° x 60°) con driver dinámico de 1".
- Multicapa de abedul con cola fenólica.

Versiones pasivas :

- Los paneles de conexiones están dotados de conectores Jack y XLR en paralelo, para facilitar la conexión de varios sistemas.
- Impedancia estándar de 8 Ω para permitir la máxima flexibilidad de conexión.

Versiones activas (A):

- Incorporan amplificadores MosFet (clase AB):
 - **400 W** continuos (600 W de pico) para **415A** y **412A**.
 - **250 W** continuos (400 W de pico) para **260A**.
- Procesadores activos controlan y optimizan los comportamientos de trabajo de los sistemas enteros, lo que garantiza una respuesta en frecuencia constantemente lineal y protección contra sobrecargas.
- Los paneles de mandos y conexiones están dotados de conectores balanceados XLR macho y hembra (para facilitar la conexión de varios sistemas en paralelo) y control de volumen.

Offerts en version active (A) et en version passive, les enceintes 260, 412 et 415 sont la réponse aux nécessités du pianobar, du petit groupe ou de l'orchestre qui demande à une enceinte compacte et légère d'être polyvalente et d'assurer un bon niveau de performance.

Versions passives et actives:

- Processeur audio passif qui optimise la linéarité de la réponse et garantit le meilleur rendement du système.
- Composants de très bonne qualité réalisés suivant Montarbo spécifications:
 - **415 / 415A:** woofer de 15" à haut rendement, midrange de 6", trompe hautes fréquences (dispersion 90° x 60°) avec driver dynamique de 1";
 - **412 / 412A:** woofer de 12" à haut rendement, midrange de 6", tweeter;
 - **260 / 260A:** woofer de 10" à haut rendement, trompe hautes fréquences (dispersion 90° x 60°) avec driver dynamique de 1".
- Bouleau multipli à encollage phénolique.

Versions passives:

- Les panneaux des commandes et des connexions sont équipés de connecteurs XLR mâle et femelle pour faciliter le branchement en parallèle de plusieurs systèmes.
- Impédance standard 8 ohms pour une souplesse de branchement maximum.

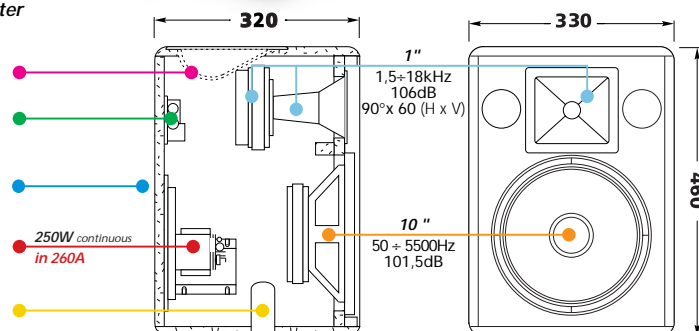
Versions actives (A):

- Amplificateurs MosFet (clase AB) incorporés:
 - **400 W** continus (600 W de crête) pour **415A** et **412A**;
 - **250 W** continus (400 W de crête) pour **260A**.
- Processeurs actifs contrôlent directement tous les comportements de rendement des systèmes en entier, qui sont ainsi à l'abri de toute surcharge inutile voir nuisible.
- Les panneaux des commandes et des connexions sont équipés de connecteurs symétriques XLR mâle et femelle (pour faciliter le branchement en parallèle de plusieurs systèmes) et contrôle de volume.

- *Transport handle*
- *Speaker stand adaptor*
- *Built-in, processor controlled class AB Mosfet power amplifier (in the active versions 260A, 412A and 415A)*
- *Passive crossover*
- *High efficiency custom loudspeaker.*
- *Control and connection panel*
- *H.F. Horn / H.F. Tweeter*



260 / 260A



415/415A 412/412A 260/260A

active and passive

Designed and manufactured in Italy by:



Elettronica Montarbo srl
 40057 Cadriano Granarolo Emilia Bologna (Italy)
 phone: +39 051 766437 fax: +39 051 765226
 e-mail: mail@montarbo.com internet: www.montarbo.com


Specifications and features are subject to change without prior notice.
 The contents of this publication may not be reproduced in any manner without
 prior written permission of Elettronica Montarbo srl. All rights reserved.

COMBINATIONS:

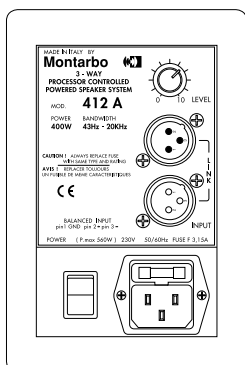
In the applications requiring an extension of the low frequency response, these systems combine perfectly with the Montarbo active subwoofers 112SA, SW540 and 119SA, with built-in STEREO electronic x-over:
 one 112SA + ... one or two 260A
 one SW540A + ... two or one 260A
 + ... one 412A
 one 119SA + ... two 260A
 + ... one or two 412A
 + ... one 415A

SPECIFICATIONS

| SPECIFICATIONS | 415 / 415A | 412 / 412A | 260 / 260A |
|--|--|---|---|
| • Enclosure: | 3-way bass reflex | 3-way bass reflex | 2-way bass reflex |
| Frequency response | 40Hz + 20kHz bass: 40Hz + 700Hz mid: 700Hz + 3,5kHz high: 3,5kHz + 20kHz | 45Hz + 20kHz bass: 45Hz + 700Hz mid: 700Hz + 4,5kHz high: 4,5kHz + 20kHz | 50Hz + 20kHz bass: 50Hz + 1800Hz high: 1800Hz + 20kHz |
| Sensitivity (1W, 1m) | 103dB | 102,5dB | 101,5dB |
| Max SPL | 130dB | 129dB | 126dB |
| Components | custom designed | custom designed | custom designed |
| bass frequencies | 15" woofer | 12" woofer | 10" woofer |
| mid frequencies | 6" midrange | 6" midrange | |
| high frequencies | 1" horn loaded driver (dispersion 90° x 60°) | Bullet radiator tweeter | 1" horn loaded driver (dispersion 90° x 60°) |
| Passive crossover | 700Hz / 3,5kHz, 18dB/oct | 700Hz / 4,5kHz, 18dB/oct | 1800Hz, 18dB/oct |
| Power handling | 400 W (continuous) | 400 W (continuous) | 250 W (continuous) |
| Impedance | 8 Ω | 8 Ω | 8 Ω |
| <i>Note: for optimum performance of the passive versions we recommend to use them with power amplifiers providing not less than.....</i> | 200 W into 8Ω for 415 | 200 W into 8Ω for 412 | 100 W into 8Ω for 260 |
| • Built-in class AB amplifier: <i>in the active versions</i> | | | |
| Max output power | 400 Watts continuous 8Ω / 0,1% THD 600 Watts peak | 400 Watts continuous 8Ω / 0,1% THD 600 Watts peak | 250 Watts continuous 8Ω / 0,1% THD 400 Watts peak |
| Frequency response | 10Hz + 40kHz ±1dB | 10Hz + 40kHz ±1dB | 10Hz + 40kHz ±1dB |
| Input impedance | 10kΩ (balanced) | 10kΩ (balanced) | 10kΩ (balanced) |
| Input sensitivity | 0dB (775mV) | 0dB (775mV) | 0dB (775mV) |
| • Connections: | Passive versions 415, 412, 260: unbalanced XLRs + Jacks wired in parallel. Active versions 415A, 412A, 260A: balanced XLRs (female + male) wired in parallel. | | |
| • Construction: | phenil-glued multiply birch | | |
| • Finishing: | polyurethane paint | | |
| • Dimensions (W x H x D) : | 45 x 67,5 x 40 cm | 41 x 55 x 35 cm | 33 x 46 x 32 cm |
| • Weights: | 415: 25 kg 415A: 33 kg | 412: 19,5 kg 412A: 27,5 kg | 260: 16 kg 260A: 21 kg |

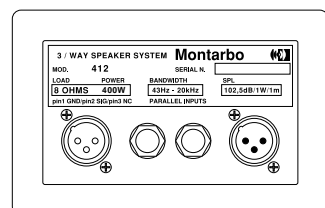


Connections



Active versions

In the active versions the control and connection panel is equipped with XLR male and female balanced connectors (wired in parallel) and a rotary volume control.



Passive versions

In the passive versions the connection panel is equipped with unbalanced Jack and XLR connectors wired in parallel.